
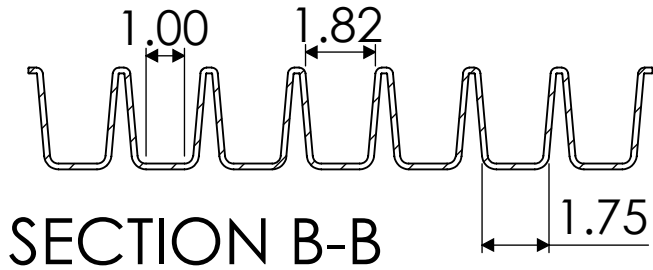
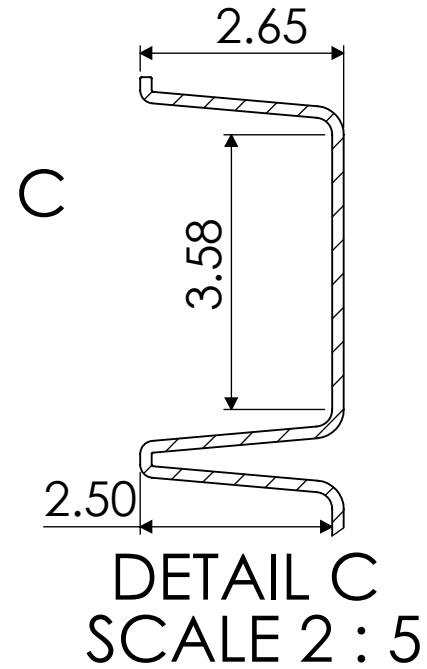
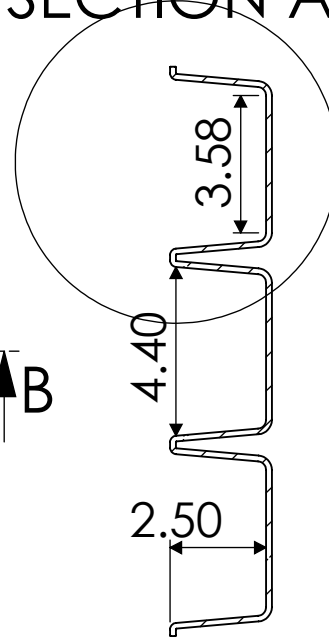


SECTION A-A



| | | | | | | | |
|-------------|---------|---|---|-----------|--------------|-----------------------|---------|
| | | UNLESS OTHERWISE SPECIFIED: | | NAME | DATE | ECP Tray | |
| | | DIMENSIONS ARE IN INCHES TOLERANCES: FRACTIONAL ± ANGULAR: MACH ± BEND ± TWO PLACE DECIMAL ± THREE PLACE DECIMAL ± | | DRAWN | | TITLE: | |
| | | INTERPRET GEOMETRIC TOLERANCING PER: | | CHECKED | | 21 Cavity Tray | |
| | | MATERIAL | | ENG APPR. | | | |
| | | FINISH | | MFG APPR. | | SIZE DWG. NO. REV | |
| NEXT ASSY | USED ON | | | Q.A. | | A 16X15-21 | |
| APPLICATION | | DO NOT SCALE DRAWING | | COMMENTS: | | SCALE: 1:5 | WEIGHT: |
| 5 | 4 | 3 | 2 | 1 | SHEET 1 OF 1 | | |